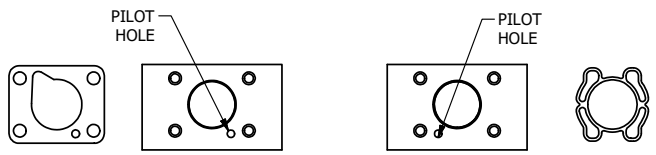
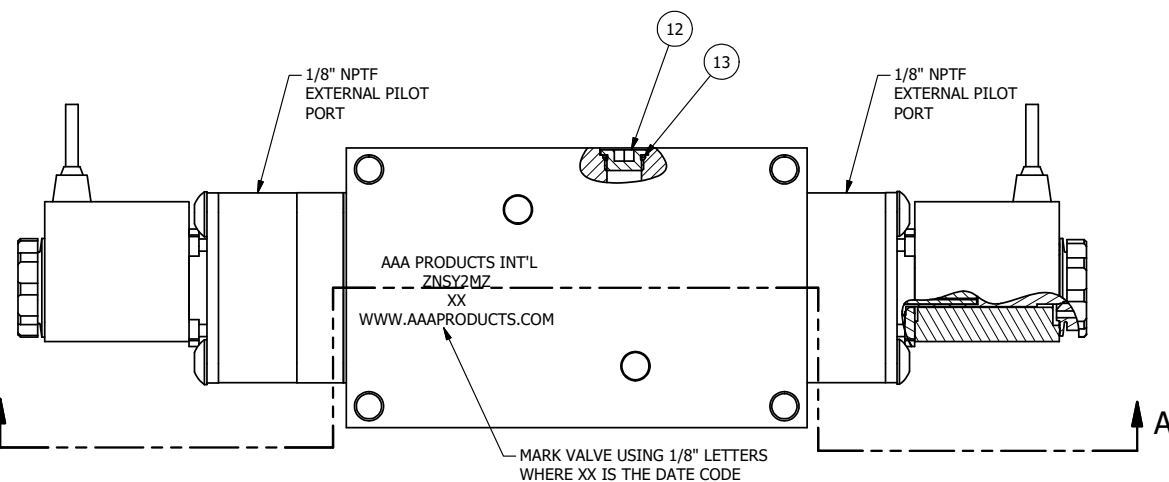


4

3

2

1



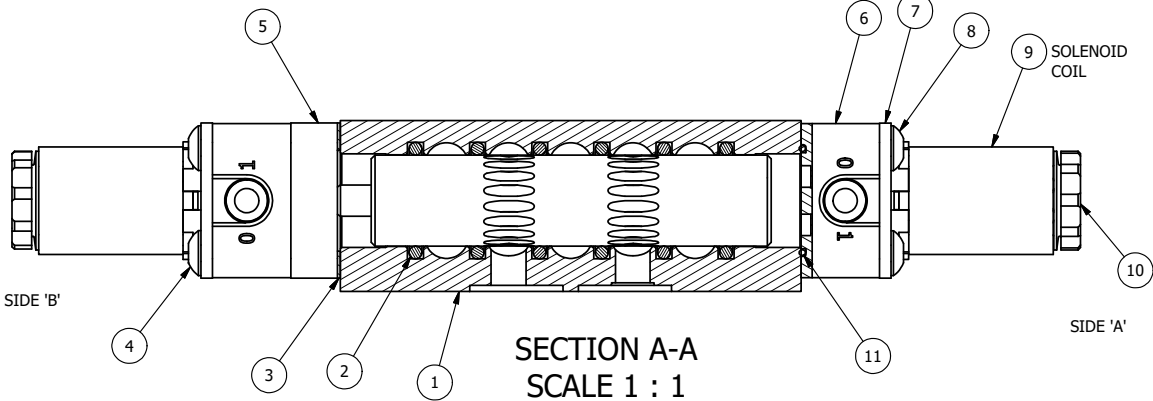
ALIGN PILOT AND HOLE IN GASKET SIDE B ONLY

ALIGN PILOT AND SLOT IN ADAPTOR WITH GASKET IN BETWEEN, BOTH SIDES (ADAPTOR SHOULD BE INSTALLED AS SHOWN) SUPPLY 50-150 PSI TO 1/8" NPTF PILOT PORT IN ADAPTOR.

NOTES:
 1) ALWAYS GIVE VALVE MODEL AND PART NUMBER WHEN ORDERING PARTS.
 2) FOR DIFFERENT VOLTAGES OTHER THAN 120/60, REPLACE SOLENOID COIL WITH COIL LISTED IN TABLE BELOW.

AAA PRODUCTS INT'L
 ZNSY2MZ
 XX
 WWW.AAAPRODUCTS.COM

MARK VALVE USING 1/8" LETTERS WHERE XX IS THE DATE CODE



SECTION A-A
 SCALE 1 : 1
 VIEW FROM 3 PORT SIDE

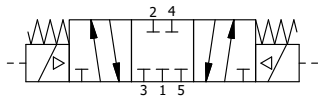
14	1	ZNSPK-2	KIT - SUBPLATE MOUNTING, BRASS NAMUR, (2 EA V-618-SS SCREW, 2 EA V-565 O-RING)
13	1	V-548	O-RING, BUNA-N, 70 DURO, 6MM X 1MM, NAMUR PLUG
12	1	V-547	PLUG, 360 HALF HARD BRASS, NAMUR VALVE
11	2	EMG3	GASKET - END MOUNT SOLENOID, BUNA-N, 1/4" & 3/8" VALVES
10	2	V-556	NUT, SOLENOID, TOP EXHAUST, KNURLED
9	2	V-569-1	SYSTEM 8 COIL 120 50/60.NASS # 0561 38.1 00/4984.
8	4	V-584-SS	SCREW, 10-24 X 1, BUTTON HEAD SOCKET CAP, 18-8 OR 303 SS
7	2	SEC3-7	PLATE, RE-INFORCEMENT, SOLENOID, STAMPED, 304 STAINLESS
6	2	V-550-1	SOL OPER, END MOUNT, NON-LOCKING O'RIDE
5	1	AY-ZMY3	ASSY - SPR CTR, CLSD CTR SPL, LOWER PILOT, BRASS, 1/4" & 3/8" VALVES
4	4	V-601-SS	SCREW, 10-24 X 1-1/2, BUTTON HEAD SOCKET CAP, 18-8 SS OR EQUIVQLENT
3	1	ECG3	GASKET - END CAP, 1/4" & 3/8" VALVE
2	6	V-39	O-RING, VITON, STD BODY, 1/4" & 3/8" VALVES
1	1	Z2-11	BODY - BRASS, UPPER PILOTS (BUTTON BLEEDER), 1/4" NAMUR
FLG	QTY	PART NO	DESCRIPTION

LIMITS ON DIMENSIONS UNLESS OTHERWISE SPECIFIED
 2-PL DECIMAL ± .01
 3-PL DECIMAL ± .005
 FRACTIONAL ± 1/64
 ANGULAR ± 1/2°

AAA PRODUCTS INTERNATIONAL
 7114 Harry Hines Blvd
 Dallas, TX 75235

DRAWN: RMckenna DATE: 6/8/2016 CHECKED: KWaite DATE: 6/8/2016
 SCALE: 1 : 1 SHEET: 1 OF 1 RELEASED: HWomack DATE: 6/8/2016

COIL VOLTAGES	
PART NO	REPLACE COIL
ZNSY2MZ 240/60	V-569-4
ZNSY2MZ 24VDC	V-569-3
ZNSY2MZ 12VDC	V-569-2



TITLE: 1/4" NAMUR, DBL SOL, 3 POS, SPR CTR, CLSD CTR SPL, BRASS & SS, FLYING LEAD, 120/60, EXT PILOT
 PART NO.: ZNSY2MZ
 REV.:

THE INFORMATION CONTAINED WITHIN THIS DOCUMENT IS PROPRIETARY TO AAA PRODUCTS AND MAY NOT BE DISCLOSED WITHOUT PRIOR WRITTEN CONSENT

4

3

2

1

P:\Engineering\product\Valves\Assemblies\Standards\ZNSY2MZ.dwg