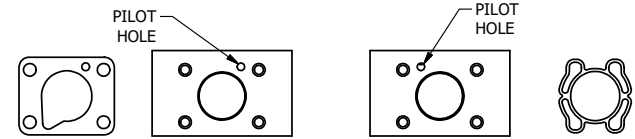
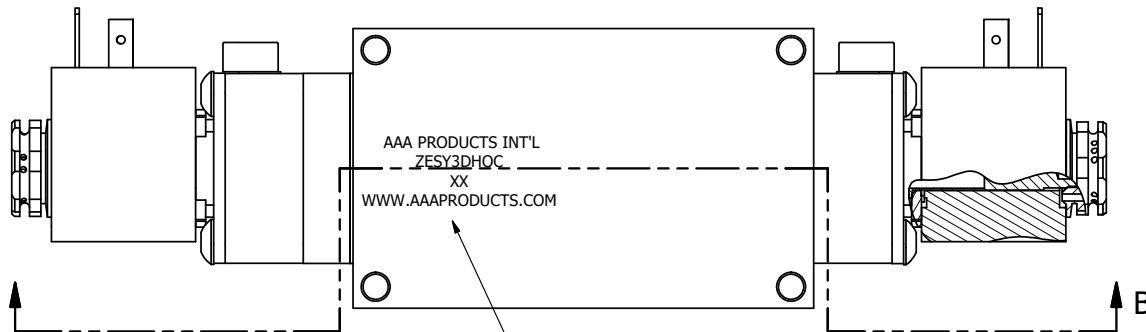


4

3

2

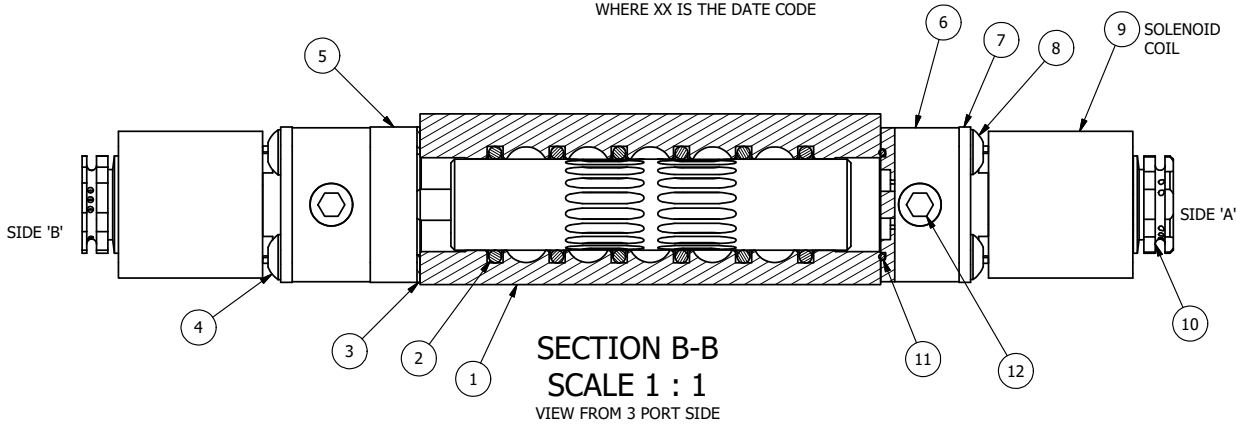
1



ALIGN PILOT AND HOLE IN GASKET SIDE B ONLY

ALIGN PILOT AND SLOT IN ADAPTOR WITH GASKET IN BETWEEN, BOTH SIDES FOR EXTERNAL PILOT OPERATION - ROTATE ADAPTOR 180 DEGREES. REMOVE 1/8" NPTF PLUG AND SUPPLY 50-150 PSI TO 1/8" NPTF PILOT PORT IN ADAPTOR.

MARK VALVE USING 1/8" LETTERS WHERE XX IS THE DATE CODE



**SECTION B-B**  
**SCALE 1 : 1**  
VIEW FROM 3 PORT SIDE

- NOTES:  
1) ALWAYS GIVE VALVE MODEL AND PART NUMBER WHEN ORDERING PARTS.  
2) FOR DIFFERENT VOLTAGES OTHER THAN 120/60, REPLACE SOLENOID COIL WITH COIL LISTED IN TABLE BELOW.

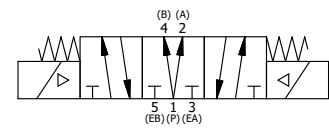
FLG	QTY	PART NO	DESCRIPTION
12	2	V-19-SS	PLUG, SOCKET PIPE 1/8"-27 NPT, 7/8 TAPER, PLAIN, FLUSH SEAL, STAINLESS STEEL
11	2	EMG3	GASKET - END MOUNT SOLENOID, BUNA-N, 1/4" & 3/8" VALVES
10	2	V-562	NUT, SOLENOID, SIDE EXHAUST
9	2	V-603-1	COIL HI-TEMP. 8-30T 120/60. NASS # 0558 55.1-00/7121.
8	4	V-584-SS	SCREW, 10-24 X 1, BUTTON HEAD SOCKET CAP, 18-8 OR 303 SS
7	2	SEC3-7	PLATE, RE-INFORCEMENT, SOLENOID, STAMPED, 304 STAINLESS
6	2	V-599-1	SOL OPER, END MOUNT, LOCKING O'RIDE
5	1	AY-ZEMY3D	ASSY - SPR CTR, REGEN CTR SPL, END MOUNT SOLENOID, BRASS, 1/4" & 3/8" VALVES
4	4	V-601-SS	SCREW, 10-24 X 1-1/2, BUTTON HEAD SOCKET CAP, 18-8 SS OR EQUIVQLENT
3	1	ECG3	GASKET - END CAP, 1/4" & 3/8" VALVE
2	6	V-39	O-RING, VITON, STD BODY, 1/4" & 3/8" VALVES
1	1	ZB3-1	BODY - BRASS, UPPER PILOTS (BUTTON BLEEDER), 3/8" SIDE PORT VALVE

LIMITS ON DIMENSIONS  
UNLESS OTHERWISE SPECIFIED  
2-PL DECIMAL ± .01  
3-PL DECIMAL ± .005  
FRACTIONAL ± 1/64  
ANGULAR ± 1/2°

**AAA PRODUCTS INTERNATIONAL**  
7114 Harry Hines Blvd  
Dallas, TX 75235

DRAWN: RMckenna DATE: 6/24/2018 CHECKED: KWaite DATE: 6/24/2018  
SCALE: 1 : 1 SHEET: 1 OF 1 RELEASED: HWomack DATE: 6/24/2018

TITLE: <b>3/8" SIDE PORT, DBL SOL, 2 POS, REGEN SPR CTR, BRASS &amp; SS, H-TEMP, 120/60, LOCKNG OVRD, SIDE VENT</b>	PART NO.: <b>ZESY3DHOC</b>	REV.:
--	-------------------------------	-------



COIL VOLTAGES	
PART NO	REPLACE COIL
ZESY3DHOC 12VDC	V-603-2

THE INFORMATION CONTAINED WITHIN THIS DOCUMENT IS PROPRIETARY TO AAA PRODUCTS AND MAY NOT BE DISCLOSED WITHOUT PRIOR WRITTEN CONSENT

4

3

2

1



D:\Engineering\product\Valves\Assembly\Standards\AAA\DWG\ZESY3DHOC.dwg