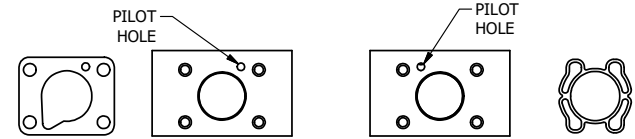
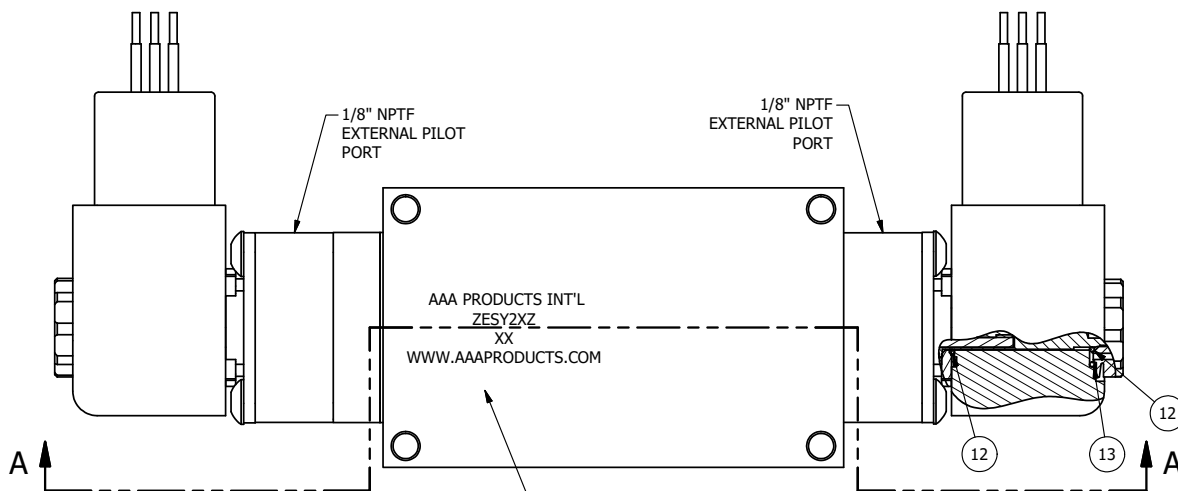


4

3

2

1



ALIGN PILOT AND HOLE IN GASKET
SIDE 'B' ONLY

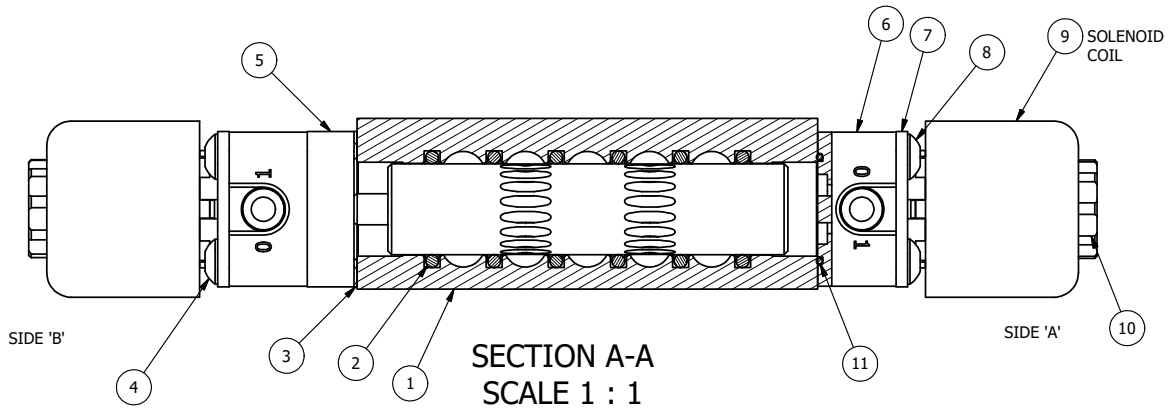
ALIGN PILOT AND SLOT IN ADAPTOR
WITH GASKET IN BETWEEN, BOTH SIDES
(ADAPTOR SHOULD BE INSTALLED AS SHOWN)
SUPPLY 50-150 PSI TO 1/8" NPTF PILOT PORT IN ADAPTOR.

NOTES:
1) ALWAYS GIVE VALVE MODEL AND PART NUMBER WHEN ORDERING PARTS.
2) FOR DIFFERENT VOLTAGES OTHER THAN 120/60, REPLACE SOLENOID COIL WITH COIL LISTED IN TABLE BELOW.

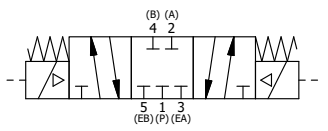
AAA PRODUCTS INT'L
ZESY2XZ
XX
WWW.AAAPRODUCTS.COM

MARK VALVE USING 1/8" LETTERS
WHERE XX IS THE DATE CODE

FLG	QTY	PART NO	DESCRIPTION
13	2	V-607	O-RING, VITON, 75 DURO, 14MM X 1MM, IP67 NUT SEAL
12	4	V-606	O-RING, VITON, 75 DURO, 8MM X 1MM, IP67 STEM SEAL
11	2	EMG3	GASKET - END MOUNT SOLENOID, BUNA-N, 1/4" & 3/8" VALVES
10	2	V-556	NUT, SOLENOID, TOP EXHAUST, KNURLED
9	2	V-593-1	COIL - 120VAC EXP PROOF, 1/2" NPTF STAINLESS CONNECTION, NASS #0568 05.1-00/6874
8	4	V-584-SS	SCREW, 10-24 X 1, BUTTON HEAD SOCKET CAP, 18-8 OR 303 SS
7	2	SEC3-7	PLATE, RE-INFORCEMENT, SOLENOID, STAMPED, 304 STAINLESS
6	2	V-550-1	SOL OPER, END MOUNT, NON-LOCKING O'RIDE
5	1	AY-ZEMY3	ASSY - SPR CTR, CLSD CTR SPL, END MOUNT SOLENOID, BRASS, 1/4" & 3/8" VALVES
4	4	V-601-SS	SCREW, 10-24 X 1-1/2, BUTTON HEAD SOCKET CAP, 18-8 SS OR EQUIVQLENT
3	1	ECG3	GASKET - END CAP, 1/4" & 3/8" VALVE
2	6	V-39	O-RING, VITON, STD BODY, 1/4" & 3/8" VALVES
1	1	ZB2-1	BODY - BRASS, UPPER PILOTS (BUTTON BLEEDER), 1/4" SIDE PORT VALVE



SECTION A-A
SCALE 1 : 1
VIEW FROM 3 PORT SIDE



COIL VOLTAGES	
PART NO	REPLACE COIL
ZESY2XZ 240/60	V-593-4
ZESY2XZ 24VDC	V-593-3
ZESY2XZ 12VDC	V-593-2

LIMITS ON DIMENSIONS
UNLESS OTHERWISE SPECIFIED
2-PL DECIMAL ± .01
3-PL DECIMAL ± .005
FRACTIONAL ± 1/64
ANGULAR ± 1/2°

AAA PRODUCTS INTERNATIONAL
7114 Harry Hines Blvd
Dallas, TX 75235

DRAWN: RMckenna DATE: 2/13/2016 CHECKED: KWaite DATE: 2/13/2016
SCALE: 1 : 1 SHEET: 1 OF 1 RELEASED: HWomack DATE: 2/13/2016

TITLE: 1/4" SIDE PORT, DBL SOL, 3 POS, SPR CTR, CLSD CTR SPL, BRASS & SS, EXPL PROOF, 120/60, EXT PILOT	PART NO.: ZESY2XZ	REV.:
---	-----------------------------	-------

THE INFORMATION CONTAINED WITHIN THIS DOCUMENT IS PROPRIETARY TO AAA PRODUCTS AND MAY NOT BE DISCLOSED WITHOUT PRIOR WRITTEN CONSENT

P:\Engineering\product\Valves\Assembly\Standards\120VGVZESY2XZ.dwg