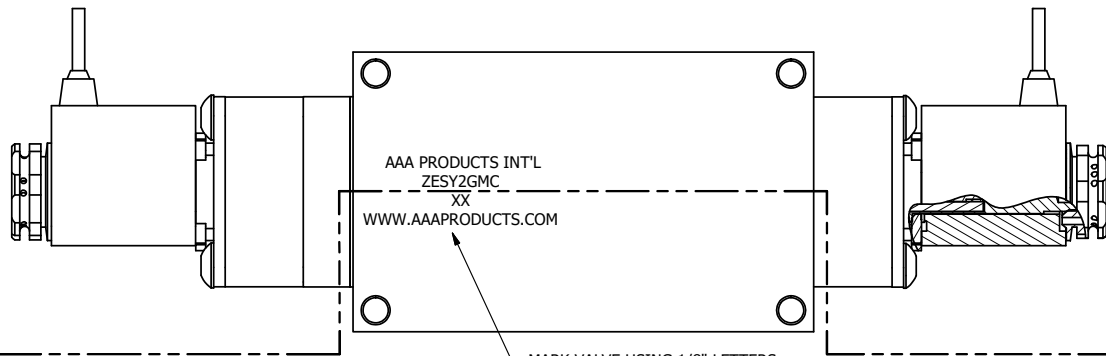


4

3

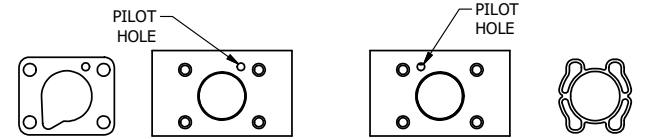
2

1



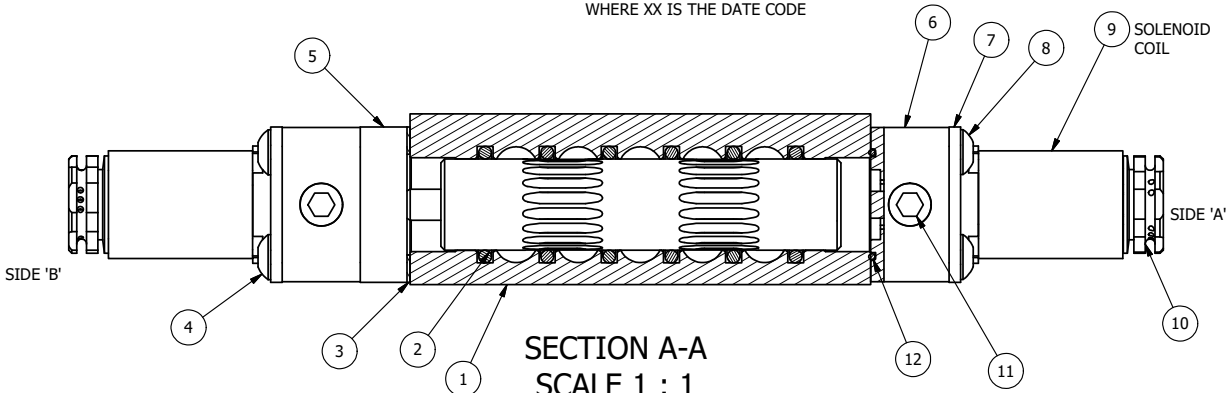
AAA PRODUCTS INT'L
ZESY2GMC
XX
WWW.AAAPRODUCTS.COM

MARK VALVE USING 1/8" LETTERS
WHERE XX IS THE DATE CODE



ALIGN PILOT AND HOLE IN GASKET
SIDE 'B' ONLY

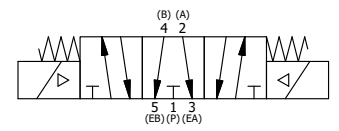
ALIGN PILOT AND SLOT IN ADAPTOR
WITH GASKET IN BETWEEN, BOTH SIDES
FOR EXTERNAL PILOT OPERATION - ROTATE ADAPTOR
180 DEGREES. REMOVE 1/8" NPTF PLUG AND
SUPPLY 50-150 PSI TO 1/8" NPTF PILOT PORT IN ADAPTOR.



SECTION A-A
SCALE 1 : 1
VIEW FROM 3 PORT SIDE

12	2	EMG3	GASKET - END MOUNT SOLENOID, BUNA-N, 1/4" & 3/8" VALVES
11	2	V-19-SS	PLUG, SOCKET PIPE 1/8"-27 NPT, 7/8 TAPER, PLAIN, FLUSH SEAL, STAINLESS STEEL
10	2	V-562	NUT, SOLENOID, SIDE EXHAUST
9	2	V-569-1	SYSTEM 8 COIL 120 50/60.NASS # 0561 38.1 00/4984.
8	4	V-584-SS	SCREW, 10-24 X 1, BUTTON HEAD SOCKET CAP, 18-8 OR 303 SS
7	2	SEC3-7	PLATE, RE-INFORCEMENT, SOLENOID, STAMPED, 304 STAINLESS
6	2	V-550-1	SOL OPER, END MOUNT, NON-LOCKING O-RIDE
5	1	AY-ZEMY3G	ASSY - SPR CTR, FLOAT CTR SPL, END MOUNT SOLENOID, BRASS, 1/4" & 3/8" VALVES
4	4	V-601-SS	SCREW, 10-24 X 1-1/2, BUTTON HEAD SOCKET CAP, 18-8 SS OR EQUIVQLENT
3	1	ECG3	GASKET - END CAP, 1/4" & 3/8" VALVE
2	6	V-39	O-RING, VITON, STD BODY, 1/4" & 3/8" VALVES
1	1	ZB2-1	BODY - BRASS, UPPER PILOTS (BUTTON BLEEDER), 1/4" SIDE PORT VALVE
FLG	QTY	PART NO	DESCRIPTION

- NOTES:
1) ALWAYS GIVE VALVE MODEL AND PART NUMBER WHEN ORDERING PARTS.
2) FOR DIFFERENT VOLTAGES OTHER THAN 120/60, REPLACE SOLENOID COIL WITH COIL LISTED IN TABLE BELOW.



COIL VOLTAGES	
PART NO	REPLACE COIL
ZESY2GMC 240/60	V-569-4
ZESY2GMC 24VDC	V-569-3
ZESY2GMC 12VDC	V-569-2

LIMITS ON DIMENSIONS UNLESS OTHERWISE SPECIFIED		2-PL DECIMAL ± .01 3-PL DECIMAL ± .005 FRACTIONAL ± 1/64 ANGULAR ± 1/2°		 AAA PRODUCTS INTERNATIONAL 7114 Harry Hines Blvd Dallas, TX 75235
DRAWN: RMckenna	DATE: 4/8/2016	CHECKED: KWaite	DATE: 4/8/2016	
SCALE: 1 : 1	SHEET: 1 OF 1	RELEASED: HWomack	DATE: 4/8/2016	
TITLE: 1/4" SIDE PORT, DBL SOL, 3 POS, SPR CTR, FLOAT CTR SPL, BRASS & SS, FLYING LEAD, 120/60, SIDE VENT			PART NO.: ZESY2GMC	REV.:

THE INFORMATION CONTAINED WITHIN THIS DOCUMENT IS PROPRIETARY TO AAA PRODUCTS AND MAY NOT BE DISCLOSED WITHOUT PRIOR WRITTEN CONSENT

4

3

2

1

P:\Engineering\product\Valves\Assemblies\Standards\120VGVZESY2GMC.dwg