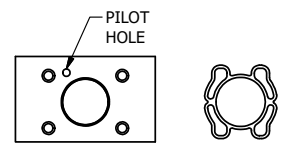


4

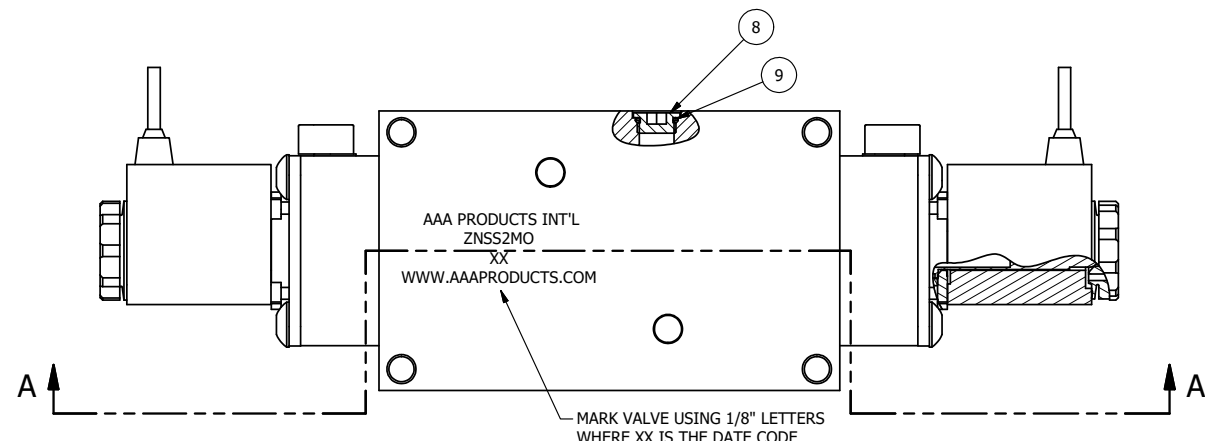
3

2

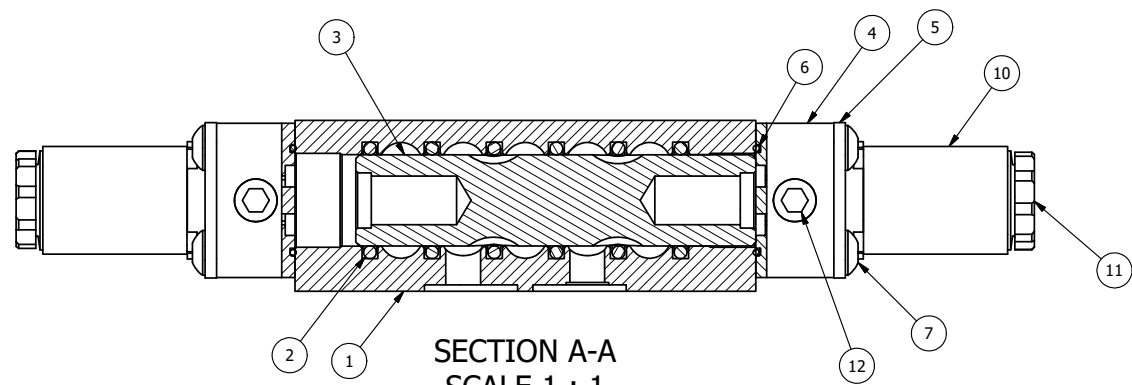
1



ALIGN PILOT AND SLOT IN ADAPTOR WITH GASKET IN BETWEEN, BOTH SIDES



NOTES:
1) ALWAYS GIVE VALVE MODEL AND PART NUMBER WHEN ORDERING PARTS.



SECTION A-A
SCALE 1 : 1
VIEW FROM 3 PORT SIDE

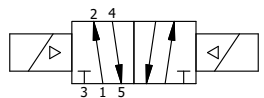
13	1	ZNSPK-2	KIT - SUBPLATE MOUNTING, BRASS NAMUR, (2 EA V-618-SS SCREW, 2 EA V-565 O-RING)
12	2	V-19-SS	PLUG, SOCKET PIPE 1/8"-27 NPT, 7/8 TAPER, PLAIN, FLUSH SEAL, STAINLESS STEEL
11	2	V-556	NUT, SOLENOID, TOP EXHAUST, KNURLED
10	2	V-569-1	SYSTEM 8 COIL 120 50/60.NASS # 0561 38.1 00/4984.
9	1	V-548	O-RING, BUNA-N, 70 DURO, 6MM X 1MM, NAMUR PLUG
8	1	V-547	PLUG, 360 HALF HARD BRASS, NAMUR VALVE
7	8	V-584-SS	SCREW, 10-24 X 1, BUTTON HEAD SOCKET CAP, 18-8 OR 303 SS
6	2	EMG3	GASKET - END MOUNT SOLENOID, BUNA-N, 1/4" & 3/8" VALVES
5	2	SEC3-7	PLATE, RE-INFORCEMENT, SOLENOID, STAMPED, 304 STAINLESS
4	2	V-599-1	SOL OPER, END MOUNT, LOCKING O'RIDE
3	1	S3R	SPOOL - SOLID, STANDARD, 2 POS, CLSD CTR, 1/4" & 3/8" VALVE
2	6	V-39	O-RING, VITON, STD BODY, 1/4" & 3/8" VALVES
1	1	Z2-11	BODY - BRASS, UPPER PILOTS (BUTTON BLEEDER), 1/4" NAMUR
FLG	QTY	PART NO	DESCRIPTION

LIMITS ON DIMENSIONS
UNLESS OTHERWISE SPECIFIED
2-PL DECIMAL ± .01
3-PL DECIMAL ± .005
FRACTIONAL ± 1/64
ANGULAR ± 1/2°



DRAWN: RMckenna DATE: 12/7/2015 CHECKED: KWaite DATE: 12/7/2015
SCALE: 1 : 1 SHEET: 1 OF 1 RELEASED: HWomack DATE: 12/7/2015

COIL VOLTAGES	
PART NO	REPLACE COIL
ZNSS2MO 240/60	V-569-4
ZNSS2MO 24VDC	V-569-3
ZNSS2MO 12VDC	V-569-2



TITLE:
1/4" NAMUR, DBL SOL, 2 POS,
FRICTION POS, SOL RTRN, BRASS & SS,
FLYING LEAD, 120/60, LCKNG OVRD

PART NO.:
ZNSS2MO
REV.:

THE INFORMATION CONTAINED WITHIN THIS DOCUMENT IS PROPRIETARY TO AAA PRODUCTS AND MAY NOT BE DISCLOSED WITHOUT PRIOR WRITTEN CONSENT

4

3

2



D:\Engineering\product\Valves\Assembly\Standards\SS\DWG\ZNSS2MO.dwg