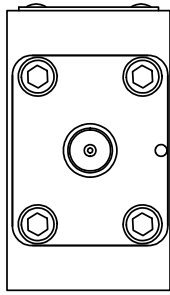
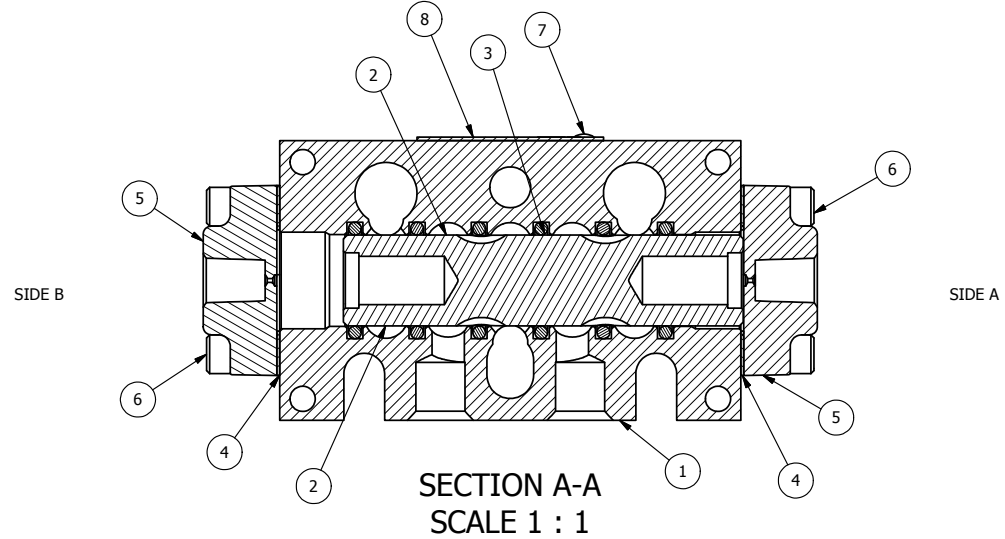


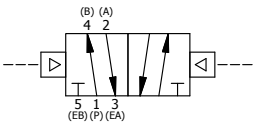
POSITION GASKET ON END OF VALVE TO SEAL PILOT HOLE IF PRESENT, BOTH SIDES (SIDE 'B' SHOWN)



FLG	QTY	PART NO	DESCRIPTION
9	3	V-110	O-RING, 5/8 X 13/16 X 3/32 BUNA 70 D. FOR 1/4 SLEEVE VALVES & STACKING MANIFOLD
8	1	AN-115	BLANK NAMEPLATE FOR HE,KE,KD,RR,D,CR,PP,SR,SS VALVES.
7	2	V-212	SCREW, #2 X 3/16 DRIVE, TYPE U, OVAL HEAD, 316 STAINLESS STEEL
6	8	V-38	SCREW, 10-24 X 3/4 SHCS, FOR 3/8" CAST END CAP
5	2	PEC3	END CAP, PILOT, 300 AL, 1/4" & 3/8" VALVE
4	2	ECG3	GASKET - END CAP, 1/4" & 3/8" VALVE
3	6	V-39	O-RING, STD BODY, VITON, 1/4" & 3/8" VALVES
2	1	S3R	SPOOL - SOLID, STANDARD, 2 POS, CLSD CTR, 1/4" & 3/8" VALVE
1	1	B2-10E	FINISHED - SOLID BODY, UPPER PILOTS, 1/4" STACKING VALVE

NOTES:
1) ALWAYS GIVE VALVE MODEL AND PART NUMBER WHEN ORDERING PARTS.

LIMITS ON DIMENSIONS UNLESS OTHERWISE SPECIFIED		2-PL DECIMAL ± .01 3-PL DECIMAL ± .005 FRACTIONAL ± 1/64 ANGULAR ± 1/2°		AAA PRODUCTS INTERNATIONAL 7114 Harry Hines Blvd Dallas, TX 75235
DRAWN: RHuffstetter	DATE: 3/11/2002	CHECKED: KWaite	DATE: 9/29/2013	
SCALE: 1 : 1	SHEET: 1 OF 1	RELEASED: HWomack	DATE: 9/29/2013	
TITLE: 1/4" STACK, DBL PILOT, 2 POS, FRICTION POS, PILOT RTRN		PART NO.: BRR2	REV.: C	



NO.	DATE	REVISION
C	1/7/2014	RE-ORIENTED ENDCAP TO USE PILOTED BODY.
B	10/17/06	CHANGED GASKET FROM BG3 TO ECG3.
A	7/20/05	CHANGED GASKET FROM NEG3 TO BG3.

THE INFORMATION CONTAINED WITHIN THIS DOCUMENT IS PROPRIETARY TO AAA PRODUCTS AND MAY NOT BE DISCLOSED WITHOUT PRIOR WRITTEN CONSENT

D:\Engineering\Inventory Files\Internal Drawings\Valves Assembly\Pilot\RTR\BRR2.dwg