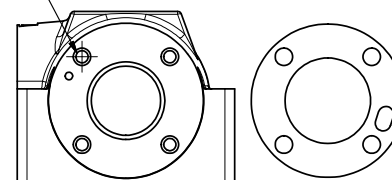
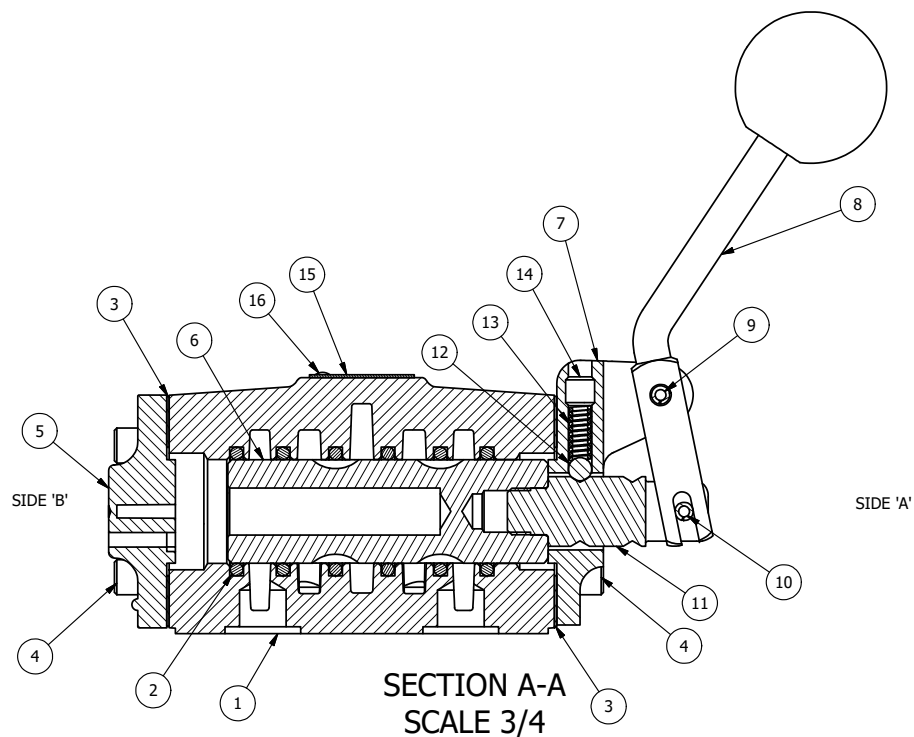


BLOCK PILOT



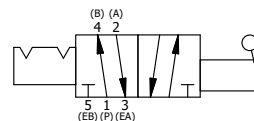
POSITION GASKET ON END OF VALVE SO GASKET COVERS PILOT HOLE BOTH SIDES (SIDE 'A' SHOWN)

NOTES:
 1) ALWAYS GIVE VALVE MODEL AND PART NUMBER WHEN ORDERING PARTS.
 2) LUBRICATE DETENT BALL, SPRING AND CLEVIS.



SECTION A-A
SCALE 3/4

| | | | |
|-----|-----|---------|--|
| 17 | 1 | SPK-4 | KIT - SUBPLATE MOUNT, 1/2" SUBPLATE VALVES |
| 16 | 2 | V-212 | SCREW, #2 X 3/16 DRIVE, TYPE U, OVAL HEAD, STAINLESS STEEL |
| 15 | 1 | AN-114 | NAMEPLATE, BLANK, FOR VALVES WITH SPRINGS OR DETENTS |
| 14 | 1 | V-8 | SCREW, 5/16-18 X 5/16, SOCKET SET, CUP POINT |
| 13 | 1 | DS48 | SPRING - DETENT, 1/2", 3/4" & 1" VALVE |
| 12 | 1 | V-4 | BALL, CHROME STEEL 1/4 DIA. FOR DETENT |
| 11 | 1 | SC4-2 | CLEVIS - POS. A & C DETENT, 1/2" VALVE |
| 10 | 1 | V-7 | PIN, ROLL 3/16 X 11/16, STEEL, FOR 1/4 THRU 1/2" HAND, FT & CAM V |
| 9 | 1 | V-10 | PIN, ROLL 3/16 X 7/8, STEEL |
| 8 | 1 | HL4-9C | HAND LEVER ASSEMBLY, CURVED LEVER, 1/2" VALVE |
| 7 | 1 | FE4-3 | END CAP - HAND & FOOT, DETENT, 380 AL, 1/2" VALVE |
| 6 | 1 | S4 | SPOOL - STANDARD, 2 POS, CLSD CTR, 1/2" VALVE |
| 5 | 1 | PEC48-3 | END CAP, VENTED, 380 AL, 1/2", 3/4" & 1" VALVES |
| 4 | 8 | V-46 | SCREW, 1/4-20 X 3/4, SOCKET HEAD CAP |
| 3 | 2 | ECG48 | GASKET - END CAP, 1/2", 3/4" & 1" VALVE |
| 2 | 6 | V-6 | O-RING, BUNA-N, 70 DURO, AS-216, (REF 1-1/8 X 1-3/8 X 1/8), 1/2" VALVES, 1" SUBPLATE |
| 1 | 1 | BP4-1 | BODY, 1/2" SUBPLATE, UPPER PILOTS, ANODIZED |
| FLG | QTY | PART NO | DESCRIPTION |



| | | | | |
|---|------------------|--|------------------|--|
| LIMITS ON DIMENSIONS UNLESS OTHERWISE SPECIFIED | | 2-PL DECIMAL ± .01 3-PL DECIMAL ± .005 FRACTIONAL ± 1/64 ANGULAR ± 1/2° | | AAA PRODUCTS INTERNATIONAL 7114 Harry Hines Blvd Dallas, TX 75235 |
| DRAWN: RMckenna | DATE: 12/20/2022 | CHECKED: KWaite | DATE: 12/20/2022 | |
| SCALE: 3/4 | SHEET: 1 OF 1 | RELEASED: HWomack | DATE: 12/20/2022 | |
| TITLE: 1/2" SUBPLATE, LEVER, 2 POS, DETENT, LEVER RTRN, CRVD LVR | | PART NO.: | HD4PCQ | REV.: |

THE INFORMATION CONTAINED WITHIN THIS DOCUMENT IS PROPRIETARY TO AAA PRODUCTS AND MAY NOT BE DISCLOSED WITHOUT PRIOR WRITTEN CONSENT

D:\Engineering\Products\Assemblies\lever\HD4PCQ.dwg