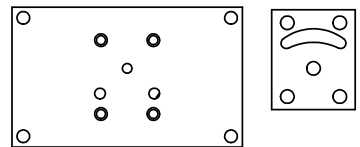
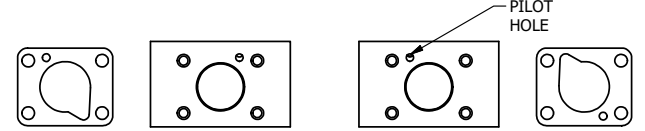


NOTES:
 1) ALWAYS GIVE VALVE MODEL AND PART NUMBER WHEN ORDERING PARTS.
 2) FOR DIFFERENT VOLTAGES OTHER THAN 120/60, REPLACE SOLENOID OPERATOR WITH OPERATOR LISTED IN TABLE BELOW. REFERENCE AY-38ML DRAWING FOR REPLACEMENT COILS.



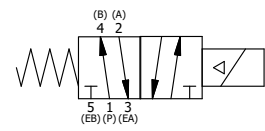
ALIGN HOLES IN GASKET AS SHOWN.
 (FOR EXTERNAL PILOT PRESSURE, REMOVE PIGGY BACK BLOCK AND ROTATE 180°. LEAVE GASKET AS SHOWN. REMOVE 1/8\"/>



ALIGN PILOT HOLE AND CENTER CUTOUT SIDE 'A' ONLY.
 POSITION GASKET TO SEAL PILOT HOLE ON SIDE 'B' AS SHOWN.

19	2	V-212	SCREW, #2 X 3/16 DRIVE, TYPE U, OVAL HEAD, STAINLESS STEEL
18	1	AN-114	NAMEPLATE, BLANK, FOR VALVES WITH SPRINGS OR DETENTS
17	1	V-81	SCREW, 8-32 X 5/16, SOCKET SET, FULL DOG POINT
16	1	V-19	PLUG, SOCKET PIPE 1/8\"/>
15	1	SEC3-1	END CAP, NON-VENTED, 380 AL, 1/4\"/>
14	1	AY-38ML-11	CLASSIC SOLENOID - 1/2\"/>
13	1	V-85	O-RING, BUNA-N, 70 DURO, AS-010, (REF 1/4 X 3/8 X 1/16), CLASSIC OVRD
12	1	OS3W	SPRING - OVERRIDE RETURN, \"CLASSIC\" SOLENOID
11	1	OP3-W	OVERRIDE PIN - SPRING RETURN, 1/4\"/>
10	4	V-1	SCREW, 10-24 X 2, SOCKET HEAD CAP
9	1	PB3-3EW	ADAPTOR - SNGL SOL., NON-LOCKING OVERRIDE, 1/4\"/>
8	1	PBG3-1	GASKET - PIGGY BACK, SINGLE SOLENOID, 1/4\"/>
7	1	S3	SPOOL - STANDARD, 2 POS, CLSD CTR, 1/4\"/>
6	1	CS3	SPRING - RETURN, (EXCEPT HO, KO & PO) 1/4\"/>
5	1	SEC3-A	END CAP, VENTED, SPRING BOSS, 380 AL, 1/4\"/>
4	8	V-38	SCREW, 10-24 X 3/4, SOCKET HEAD CAP
3	2	ECG3	GASKET - END CAP, 1/4\"/>
2	6	V-39	O-RING, VITON, STD BODY, 1/4\"/>
1	1	B2-6E	BODY - SOLID, PIGGY BACK, ANODIZED, 1/4\"/>
FLG	QTY	PART NO	DESCRIPTION

SECTION B-B
 SCALE 1 : 1



OPERATOR VOLTAGES	
PART NO	REPLACE OPERATOR
SO2MONL 12VDC	AY-38ML-5
SO2MONL 24VDC	AY-38ML-8
SO2MONL 240/60	AY-38ML-17

LIMITS ON DIMENSIONS UNLESS OTHERWISE SPECIFIED		2-PL DECIMAL ± .01 3-PL DECIMAL ± .005 FRACTIONAL ± 1/64 ANGULAR ± 1/2°		AAA PRODUCTS INTERNATIONAL 7114 Harry Hines Blvd Dallas, TX 75235
DRAWN: RMckenna		DATE: 1/9/2020		
SCALE: 1 : 1		SHEET: 1 OF 1		CHECKED: KWaite
TITLE: 1/4\"/>		PART NO.: SO2MONL		REV.:

THE INFORMATION CONTAINED WITHIN THIS DOCUMENT IS PROPRIETARY TO AAA PRODUCTS AND MAY NOT BE DISCLOSED WITHOUT PRIOR WRITTEN CONSENT

P:\Engineering\product\Valve Assembly\Classic\SO2MONL\SO2MONL.dwg