

4

3

2

1

1/4-20 X 5/16

INTERNAL END CAP GROOVES THIS SIDE

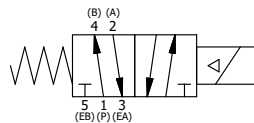
O-RING SIDE

SOLENOID OPERATOR

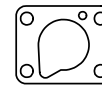
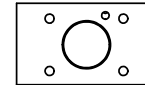
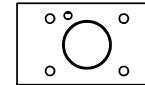
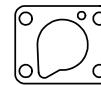
SIDE B

SIDE A

SECTION A-A
VIEW FROM O-RING SIDE



OPERATOR VOLTAGES	
PART NO	REPLACE OPERATOR
BSO2EDK 12VDC	AY-38ED-5
BSO2EDK 24VDC	AY-38ED-8
BSO2EDK 240/60	AY-38ED-17



POSITION GASKET ON END OF VALVE TO SEAL PILOT HOLE IF PRESENT, SIDE 'B' ONLY

POSITION GASKET ON END OF VALVE TO ALIGN PILOT HOLES, SIDE 'A' ONLY

NOTES:

- 1) ALWAYS GIVE VALVE MODEL AND PART NUMBER WHEN ORDERING PARTS.
- 2) FOR DIFFERENT VOLTAGES OTHER THAN 120/60, REPLACE SOLENOID OPERATOR WITH OPERATOR LISTED IN TABLE BELOW. REFERENCE AY-38ED DRAWING FOR REPLACEMENT COILS.

FLG	QTY	PART NO	DESCRIPTION
14	3	V-110	O-RING, BUNA-N, 70 DURO, AS-114, (REF 5/8 X 13/16 X 3/32), 1/4" SLEEVE, 1/2" SUB, STACK
13	2	V-212	SCREW, #2 X 3/16 DRIVE, TYPE U, OVAL HEAD, STAINLESS STEEL
12	1	AN-114	NAMEPLATE, BLANK, FOR VALVES WITH SPRINGS OR DETENTS
11	4	V-1	SCREW, 10-24 X 2, SOCKET HEAD CAP
10	1	V-19	PLUG, SOCKET PIPE 1/8" NPT (#601-3 PITTSBURG PLUG PART #.)
9	1	AY-38ED-11	CLASSIC SOLENOID - ISO 4400 DIN, 120/60
8	1	PB3-5E	ADAPTOR - SOLENOID, SINGLE PILOT, 1/4" & 3/8" STACKING VALVE
7	1	AY-S3-SIK	ASSEMBLY - SPOOL INDICATOR, THREADED, 1/4" & 3/8" VALVE
6	1	CS3	SPRING - RETURN, (EXCEPT HO, KO & PO) 1/4" & 3/8" VALVES
5	1	PEC3-5	END CAP, INDICATOR PIN, WIPER CAVITY, 6061-T6, 1/4" & 3/8" VALVE
4	4	V-38	SCREW, 10-24 X 3/4, SOCKET HEAD CAP
3	2	ECG3	GASKET - END CAP, 1/4" & 3/8" VALVE
2	6	V-39	O-RING, VITON, STD BODY, 1/4" & 3/8" VALVES
1	1	B2-10E	FINISHED - SOLID BODY, UPPER PILOTS, 1/4" STACKING VALVE

LIMITS ON DIMENSIONS
UNLESS OTHERWISE SPECIFIED

2-PL DECIMAL ± .01
3-PL DECIMAL ± .005
FRACTIONAL ± 1/64
ANGULAR ± 1/2°



DRAWN: RMcKenna DATE: 12/18/2015
SCALE: 1 : 1 SHEET: 1 OF 1

CHECKED: KWaite DATE: 12/18/2015
RELEASED: HWomack DATE: 12/18/2015

TITLE:
1/4" STACK, SNGL SOL, 2 POS,
SPRING RTRN, ISO 4400 DIN, 120/60,
THREADED INDICATOR PIN

PART NO.:
BSO2EDK
REV.:

THE INFORMATION CONTAINED WITHIN THIS DOCUMENT IS PROPRIETARY TO AAA PRODUCTS AND MAY NOT BE DISCLOSED WITHOUT PRIOR WRITTEN CONSENT

D:\Engineering\Product Valve Assembly\Classic\SO2AVG\BSO2EDK.dwg